


# HOW TO PROPERLY PREPARE & USE YOUR SIPHON KIT

Your siphon kit includes four glass bottles, four plastic tubes & a cup:



Designate each of the four bottles, four tubes & siphon cup for either food grade liquids, paints, dyes or cosmetics. DO NOT cross-contaminate the bottles, tubes or cup by using anything other than its intended use.

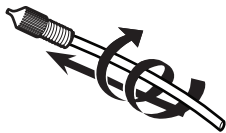
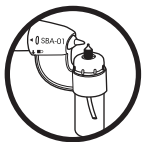
**When using your siphon adaptor for the first time or when using with food grade liquids:**



clean all parts of the siphon adaptor

Thoroughly wash the stainless steel nozzle, glass bottles, siphon cup & tubes with warm (not hot) soapy water or wash in the dishwasher before each use. When washing in the dishwasher, secure the small pieces so you do not lose them in the dishwasher.

**When assembling the siphon adaptor for use:**



twist & push tube into nozzle

Make sure to insert the plastic tube all the way up the nozzle. To have the tube securely in place, twist while pushing the plastic tube into the nozzle.

Always keep the eBrush clean and free of contamination when using the siphon kit.

**IMPORTANT SAFETY INFORMATION:** Always clean the siphon adaptor & its parts before your first use and after each subsequent use to ensure prolonged use & prevent cross-contamination. Failure to do so will limit the use of the siphon. All parts of the siphon adaptor system are FDA food safe materials.

VISIT [CRAFTWELLUSA.COM](http://CRAFTWELLUSA.COM) FOR MORE INFORMATION ON DILUTION RATIOS & ASSEMBLY